


11	Moshlera	TOTAL AREA In R ZONE	32000000	17000	42000	NA	NA	NA	NA	32000000	17000	42000	NA	NA	NA	NA	NA	NA	NA	35200000	17000	42000	NA	NA	NA	NA		
12	Shahpur	TOTAL AREA In R ZONE	32000000	18000	44000	25% NH-48	40000000	NA	NA	32000000	18000	44000	48	40000000	NA	NA	NA	NA	NA	35200000	18000	44000	25% NH-48	44000000	NA	NA	NA	
13	Naharpur Rupa	TOTAL AREA In R ZONE	30000000	31000	45000	25% NH-48	37500000	NA	NA	30000000	31000	45000	48	37500000	NA	NA	NA	NA	NA	33000000	31000	45000	25% NH-48	41250000	NA	NA	NA	NA
14	Sukhrail	TOTAL AREA In R ZONE	32000000	18000	44000	25% NH-48	40000000	NA	NA	32000000	18000	44000	48	40000000	NA	NA	NA	NA	NA	35200000	18000	44000	25% NH-48	44000000	NA	NA	NA	NA


Note :
1. Any land for which change of land use (CLU) has been obtained the following rate will be applicable

- A. Residential Plotted Colony to Three times of Agriculture Collector rate.
 - B. Residential Group Housing to Four times of Agriculture Collector rate.
 - C. Commercial to Five times of Agriculture Collector rate.
 - D. Ware House to Two Times of agriculture Collector Rates.
 - 2. Land falling on Gurugram Badli Road and Gurugram to Pataudli Road and Gurugram Farrukhnagar Road, the value of land will be 10% more upto depth of 2 Acres.
 - 3. Land falling on NH/NPR the value of land will be 25% more upto depth of 2 Acres.
 - 4. Land less then 1000 Sq. Yd. will be treated as residential for stamp duty collection.
 - 5. Plot which are two and three side open value will be 10% extra
 - 6. Land falling on park facing value will be 10% extra
 - 7. Land falling on both P Plot and park facing value will be 15% extra
- Abbreviation:- NH:- National Highway
STHW:- State Highway


Joint Sub Registrar
Gurugram


Sub Registrar
Gurugram


SDO
Gurugram


DPO
Gurugram


Additional Deputy Commissioner
Gurugram


Deputy Commissioner-cum-
Registrar, Gurugram

Rate list of Tehsil Gurugram Proposed 2nd Half Rates for the year 2022 w.e.f. (.....)

Sr. No	Name of Colony	2nd Half Rates for the Year of 2019-2020		Rates for the Year of 2021-2022		Rate for the Year 2022	
		(Residential) (Rs. Per Sq. Yards.)	Commercial (Rs. Per Sq. Yards.)	(Residential) (Rs. Per Sq. Yards.)	Commercial (Rs. Per Sq. Yards.)	(Residential) (Rs. Per Sq. Yards.)	Commercial (Rs. Per Sq. Yards.)
1	Rly Fatak to Daultabad with MC Area	21000	40000	21000	40000	23100	42000
2	4 Marla	33000	55000	33000	55000	36300	57750
3	8 Marla	33000	55000	33000	55000	36300	57750
4	Acharya Puri	27000	45000	27000	45000	29700	47250
5	Adarsh Nagar	33000	50000	33000	50000	36300	52500
6	Amar Colony	21000	42000	21000	42000	23100	44100
7	Anand Garden	24000	32000	24000	32000	26400	33600
8	Arjun Nagar	27000	42000	27000	42000	29700	44100
9	Ashok Puri	33000	45000	33000	45000	36300	47250
10	Ashok Vihar	27000	45000	27000	45000	29700	47250
11	Barakhana	48000	70000	48000	70000	52800	73500
12	Bhim Garh Kheri	24000	34000	24000	34000	26400	35700
13	Bhim Nagar	24000	42000	24000	42000	26400	44100
14	Chandan Vihar	36000	45000	36000	45000	39600	47250
15	Civil Line to Jail Road (Civil Line)	52800	89500	52800	89500	58080	93975
16	Civil Lines Backside	42000	83000	42000	83000	46200	87150
17	Dayanand Colony	24000	42000	24000	42000	26400	44100
18	Dhanak Basti Nr. DSD College	18000	25500	18000	25500	19800	26775
19	DLF Colony Old	54000	120000	54000	120000	59400	126000
20	Dron Vihar	21000	28000	21000	28000	23100	29400
21	Feroz Gandhi Colony	21000	28000	21000	28000	23100	29400
22	Friends Colony	36000	77000	36000	77000	39600	80850
23	Gandhi Nagar	33000	45000	33000	45000	36300	47250
24	Gopal Nagar	33000	50000	33000	50000	36300	52500
25	Hans Enclave	31000	45000	31000	45000	34100	47250
26	Hari Nagar	31000	45000	31000	45000	34100	47250
27	Hira Nagar	24000	42000	24000	42000	26400	44100
28	Idgah Area	42000	42000	42000	42000	26400	44100
29	Inderpuri	33000	42000	33000	42000	36300	44100
30	Jacubpura	80000	80000	80000	80000	52800	84000
31	Jawahar Nagar	36000	45000	36000	45000	39600	47250
32	Jyoti Park	30000	42000	30000	42000	33000	44100
33	Kirti Nagar	36000	47000	36000	47000	39600	49350
34	Krishna Colony	36000	45000	36000	45000	39600	47250
35	Krishna Nagar	31000	40000	31000	40000	34100	42000

Joint Sub Registrar
Gurugram

Sub Registrar
Gurugram

SDO
Gurugram

DRD
Gurugram

Rate list of Tehsil Gurugram Proposed 2nd Half Rates for the Year 2022 w.e.f.)

Sr. No	Name of Colony	2nd Half Rates for the Year of 2019-2020		Rates for the Year of 2021-2022			Rate for the Year 2022	
		(Residential) (Rs. Per Sq. Yards.)	Commercial (Rs. Per Sq. Yards.)	(Residential) (Rs. Per Sq. Yards.)	Commercial (Rs. Per Sq. Yards.)	(Residential) (Rs. Per Sq. Yards.)	Commercial (Rs. Per Sq. Yards.)	
36	Lajpat Nagar	30000	42000	30000	42000	33000	44100	
37	Laxman Vihar	27000	44000	27000	44000	29700	46200	
38	Laxmi Garden	30000	42000	30000	42000	33000	44100	
39	Madampuri	30000	42000	30000	42000	33000	44100	
40	Mahavir Pura	30000	44000	30000	44000	33000	46200	
41	Manohar Nagar/Baldev Nagar	27000	42000	27000	42000	29700	44100	
42	Manwali Colony	39000	52000	39000	52000	42900	54600	
43	Nai Abadi	33000	45000	33000	45000	36300	47250	
44	Nai Basti	30000	42000	30000	42000	33000	41100	
45	Nai Basti (Shamshan Ghat)	21000	42000	21000	42000	23100	41100	
46	Nehrui Lane	36000	80000	36000	80000	39600	84000	
47	New Colony	48000	55000	48000	55000	52800	57750	
48	New Jyoti Park	41000	50000	41000	50000	45100	52500	
49	New Palam Vihar	24000	42000	24000	42000	26400	44100	
50	North Side of Rly Road Bhim Garh Kheri-II	24000	34000	24000	34000	26400	35700	
51	Om Nagar	27000	42000	27000	42000	29700	44100	
52	Partap Nagar	30000	43000	30000	43000	33000	45150	
53	Patel Nagar	33000	65000	33000	65000	36300	68250	
54	Prem Nagar (Gurgaon Village)	25000	53000	25000	53000	27500	55650	
55	Raj Nagar	33000	45000	33000	45000	36300	47250	
56	Rajendra Park	27000	42000	27000	42000	29700	44100	
57	Rajiv Colony	27000	40000	27000	40000	18700	42000	
58	Rajiv Nagar	17000	42000	17000	42000	18700	44100	
59	Ram Nagar	33000	42000	33000	42000	36300	47250	
60	Rattan Garden	40000	55000	40000	55000	44000	57750	
61	Ravi Nagar	40000	42000	40000	42000	29700	44100	
62	Roshanpura/Manohar Street	27000	95000	27000	95000	49500	99750	
63	Sabzi Mandi Old	45000	68000	45000	68000	52800	71400	
64	Sanjay Colony	48000	42000	48000	42000	33000	44100	
65	Sanjay Gram	30000	42000	30000	42000	18700	44100	
66	Shankar Vihar	17000	32000	17000	32000	13200	33600	

Joint SIB Registrar
Gurugram

Sub Registrar
Gurugram

[Signature]
SPO
Gurugram

[Signature]
DPO
Gurugram

Rate list of Tehsil Gurugram Proposed 2nd Half Rates for the year 2022 w.e.f.)

Sr. No	Name of Colony	2nd Half Rates for the Year of 2019-2020		Rates for the Year of 2021-2022		Rate for the Year 2022	
		(Residential) (Rs. Per Sq. Yards.)	Commercial (Rs. Per Sq. Yards.)	(Residential) (Rs. Per Sq. Yards.)	Commercial (Rs. Per Sq. Yards.)	(Residential) (Rs. Per Sq. Yards.)	Commercial (Rs. Per Sq. Yards.)
67	Sheetla Colony	17000	42000	17000	42000	18700	44100
68	Sheetla Enclave	17000	42000	17000	42000	18700	44100
69	Shiv Nagar	36000	45000	36000	45000	39600	47250
70	Shiv Puri	36000	57000	36000	57000	39600	59850
71	Shivaji Nagar	39000	57000	39000	57000	42900	59850
72	Subhash Nagar (Near Partap Nagar)	33000	44000	33000	44000	36300	46200
73	Subhash Nagar (Dhanak Basti)	18000	31000	18000	31000	19800	32550
74	Subhash Nagar(Near Jawahar Nagar)	27000	33000	27000	33000	29700	34650
75	Surat Nagar Gurgaon Gaon	27000	42000	27000	42000	29700	44100
76	Surya Vihar	27000	42000	27000	42000	29700	44100
77	Swarup Garden	27000	42000	27000	42000	29700	44100
78	Vijay Park	30000	43500	30000	43500	33000	45675
79	Warendra Gram	27000	35000	27000	35000	29700	36750
80	Vishnu Garden	31000	45000	31000	45000	34100	47250
81	Aman Pura	36000	45000	36000	45000	39600	47250
82	Bhim Colony	45000	55000	45000	55000	49500	57750
83	Cancon Colony	41000	55000	41000	55000	45100	57750
84	Devilal Colony	31000	42000	31000	42000	34100	44100
85	Ganga Vihar	36000	45000	36000	45000	39600	47250
86	Nihal Colony	24000	42000	24000	42000	26400	44100
87	Sai Kunj	27000	42000	27000	42000	29700	44100
88	Shri Ram Colony	36000	50000	36000	50000	39600	52500
89	Vikas Nagar	27000	42000	27000	42000	29700	44100
90	Anamika Enclave	33000	50000	33000	50000	36300	52500
91	Near Dev Cinema Opposite DHBVN Office (Except Mehrauli Gurugram Road)	33000	50000	33000	50000	36300	52500
92	Shakti Nagar	24000	35000	24000	35000	26400	36750
93	Shanti Nagar	35000	50000	35000	50000	38500	52500

Joint Sub Registrar
Gurugram

Sub Registrar
Gurugram

SDO
Gurugram

DR
Gurugram


Additional Deputy Commissioner
Gurugram


Deputy Commissioner-cum-
Registrar, Gurugram


-54

Rate list of Tehsil Gurugram Proposed Rated for the year 2022 w.e.f.)


Sr. No.	Name of Village	Rates 2nd Half Rates for the Year of 2019-2020		Rates for the Year of 2021-2022		Proposed Rates for the Year of 2022	
		Residential (Rs. Per Sq. Yards.)	Commercial (Rs. Per Sq. Yards.)	Residential (Rs. Per Sq. Yards.)	Commercial (Rs. Per Sq. Yards.)	Residential (Rs. Per Sq. Yards.)	Commercial (Rs. Per Sq. Yards.)
1	Old Railway Road, Railway Station to Rajiv Chowk	NA	93000	NA	93000	NA	97650
2	New Railway Road G Post Office to Huda Chowk (Including MCG Shops)	NA	93000	NA	93000	NA	97650
3	Sadar Bazar, Sadar Bazar to Bhuteshwar mandir (Including DDU Market)	NA	93000	NA	93000	NA	97650
4	Bhuteshwar Mandir to Pataudi Chowk & Bhuteshwar Mandir to Anaj Mandi	NA	93000	NA	93000	NA	97650
5	New Colony Mor to Pataudi Chowk	NA	93000	NA	93000	NA	97650
6	Post office chowk to Jail Chowk via Hospital Road (Including Gurudwara Road & Jail Road)	NA	93000	NA	93000	NA	97650
7	Sharma Restaurant to Jharsa Chowk (Including Nehru Market)	NA	93000	NA	93000	NA	97650
8	Delhi Road and Mehrauli Road	NA	93000	NA	93000	NA	97650
9	Mahavir Chowk to Old Njf. Garh Road	NA	83000	NA	83000	NA	87150
10	Old Judicial Complex	NA	83000	NA	83000	NA	87150
11	Major Atul Kataria Chowk to Sector 5 Chowk on Rly. Road (Sheelta Mata Road)	NA	83000	NA	83000	NA	87150
12	Sector 5 Chowk to Rly Road Chowk Sector-	NA	83000	NA	83000	NA	87150


Joint Sub Registrar
Gurugram


Sub Registrar
Gurugram


SDO
Gurugram


DR
Gurugram


Additional Deputy Commissioner
Gurugram


Deputy Commissioner-cum-Registrar, Gurugram

Rate list of Tehsil Gurugram Proposed Rates for the year 2022 w.e.f.)

Sr. No.	Huda Sectors	Proposed 2nd Half Rates for the Year of 2019-2020			Rates for the Year of 2021-2022			Proposed Rates for the Year of 2022					
		Residential (Rs. Per Sq. Yards)	Commercial (Rs. Per Sq. Yards)	Commercial/Retail (Rs. Per Sq. Feet)	Office/IT Space Rs. Per Sq. Feet)	Residential (Rs. Per Sq. Yards)	Commercial (Rs. Per Sq. Yards)	Commercial/Retail (Rs. Per Sq. Feet)	Office/IT Space Rs. Per Sq. Feet)	Residential (Rs. Per Sq. Yards)	Commercial/Retail (Rs. Per Sq. Feet)	Office/IT Space Rs. Per Sq. Feet)	
1	Sec- 42, 43	50000	165000	10000	7000	50000	165000	10000	7000	55000	165000	10000	7000
2	Sec-14, 15, 16, 17, 40	45000	150000	9000	6600	45000	150000	9000	6600	50000	150000	9000	6600
3	Sec- 38,	40000	140000	8900	6300	40000	140000	8900	6300	45000	140000	8900	6300
4	Sec- 21,22, 22A, 23, 23A,	35000	140300	8600	6100	35000	140300	8600	6100	40000	140300	8600	6100
5	Sector 1, 2, 3, 3A, 4, 5, 6, 7, 12, 12A, 13	35000	135000	9000	6600	35000	135000	9000	6600	40000	135000	9000	6600
6	Sec-18, 19, 20,	NA	110000	9000	6600	NA	110000	9000	6600	NA	110000	9000	6600
7	Sec-25	NA	88000	9000	6600	NA	88000	9000	6600	NA	88000	9000	6600
8	Sector 104, 105, 106, 109, 110, 110A, 111, 112, 113, 114, 115	30000	100000	4500	3000	30000	100000	4500	3000	36000	100000	4500	3000

Joint Sub Registrar
Gurugram

Sub Registrar
Gurugram

SNO
Gurugram

DR
Gurugram

Additional Deputy Commissioner
Gurugram

Deputy Commissioner-cum-
Registrar, Gurugram

Rate list of Tehsil Gurugram Proposed Rates for the year 2022 w.e.f.....)

Sr. No.	Plots in Licensed Colonies	2nd Half Rates for the Year of 2019-2020				Rates for the Year of 2021-2022				Proposed Rates for the Year of 2022			
		Residential (Rs. Per Sq. Yards)	Commercial (Rs. Per Sq. Yards)	Commercial/Retail (Rs. Per Sq. feet)	Office/IT Space (Rs. Per Sq. Feet)	Residential (Rs. Per Sq. Yards)	Commercial (Rs. Per Sq. Yards)	Commercial/Retail (Rs. Per Sq. feet)	Office/IT Space (Rs. Per Sq. Feet)	Residential (Rs. Per Sq. Yards)	Commercial (Rs. Per Sq. Yards)	Commercial/Retail (Rs. Per Sq. feet)	Office/IT Space (Rs. Per Sq. Feet)
1	DIF Phase-II	72000	165000	10000	7000	72000	165000	10000	7000	80000	165000	10000	7000
2	Palam Vihar	42500	140000	9000	6600	42500	140000	9000	6600	48000	140000	9000	6600
3	Right in rest of Tehsil Gurugram	NA	NA	9000	6600	NA	NA	9000	6600	NA	NA	9000	6600
4	Shopping Mall & Office on N-48, India bulls, ABW Tower.	NA	NA	13000	7500	NA	NA	13000	7500	NA	NA	13000	7500
5	Shopping Mall & Offices on Mehrauli Gurugram Road	NA	NA	12000	7300	NA	NA	12000	7300	NA	NA	12000	7300
6	Shopping Mall & Offices on Golf Course Road	NA	NA	11000	7000	NA	NA	11000	7000	NA	NA	11000	7000
7	License Colony Falling in sector in 104, 105, 106, 109, 110, 110A, 111, 112, 113, 114, 115	25500	85000	5000	4500	25500	85000	5000	4500	30000	85000	5000	4500

Joint Sub Registrar
Gurugram

Sub Registrar
Gurugram

SDO
Gurugram

DRD
Gurugram

Additional Deputy Commissioner
Gurugram

Deputy Commissioner-cum-Registrar,
Gurugram

Rate list of Tehsil Gurugram Proposed Rates for the year 2022 w.e.f.....)

Sr. No.	Multi Story Group Housing (Licensed) by developers/Independent Floors	Rates 2nd Half Rates for the Year of 2019-2020	Rates for the Year of 2021-2022	Proposed Rates for the Year of 2022
		(Rs. Per Sq. Feet)	(Rs. Per Sq. Feet)	(Rs. Per Sq. Feet)
1	Group Housing in Sector 1, 2, 3, 3A, 4, 5, 6, 7, 12, 12A, 13, 14, 15, 16, 17, 21, 22, 22A, 23, 23A, 38, 40, 42, 43 (Licensed)	5000	5000	5500
2	in Case of floor Licensed Colonies & HUDA	5500	5500	6500
3	Flats in Group Housing Societies In plots of Licensed Colonies in Sec 104 to 115	3000	3000	3500
4	Housing Board Colony (Without Roof Right)	3800	3800	4000
5	Housing Board Colony (Independent Plot)	Circle rate of particular HUDA sector will be applicable in which sector Housing Board Falls	Circle rate of particular HUDA sector will be applicable in which sector Housing Board Falls	Circle rate of particular HUDA sector will be applicable in which sector Housing Board Falls
6	Housing Board Colony Sarasvati Vihar (Independent Plot)	40000	40000	42000

Joint Sub Registrar
Gurugram

Sub Registrar
Gurugram

SDO
Gurugram

DRD
Gurugram

Additional Deputy Commissioner
Gurugram

Deputy Commissioner-cum-
Registrar, Gurugram

Rate list of Tehsil Gurugram Proposed Rates for the year 2019 w.e.f.)

Sr. No.	Industrial	2nd Half Rates for the Year of 2019-2020		Rates for the Year of 2021-2022		Proposed Rates for the Year of 2022	
		Commercial (Rs. Per Sq. Yards)	Constructed Building	Commercial (Rs. Per Sq. Yards)	Constructed Building	Commercial (Rs. Per Sq. Yards)	Constructed Building
1	Maruti Industrial Area Udyog Vihar Phase-I to V and Sec-18, 35	36000	Land cost + 800/- Per Sq. Feet	36000	Land cost + 800/- Per Sq. Feet	40000	Land cost + 800/- Per Sq. Feet
2	Phase City, Infocity, Sec-34	33000	Land Cost + 800/- Per Sq. Feet	33000	Land Cost + 800/- Per Sq. Feet	35000	Land Cost + 800/- Per Sq. Feet
3	IDC (Opposite Sec-14)	24000	Land Cost + 800/- Per Sq. Feet	24000	Land Cost + 800/- Per Sq. Feet	26000	Land Cost + 800/- Per Sq. Feet
4	Industrial Area from Railway Falak to Daulatabad within MC Area	20000	Land Cost + 800/- Per Sq. Feet	20000	Land Cost + 800/- Per Sq. Feet	22000	Land Cost + 800/- Per Sq. Feet
5	Any Land converted into Industrial use	10000	Land Cost + 800/- Per Sq. Feet	10000	Land Cost + 800/- Per Sq. Feet	12000	Land Cost + 800/- Per Sq. Feet

Rate list of Tehsil Gurugram Proposed Rates for the year -2022 w.e.f.)

Sr. No.		2nd Half Rates for the Year of 2019-2020		Rates for the Year of 2021-2022		Proposed Rates for the Year of 2022				
		Institutional (Rs. Per Sq. Yards)	Constructed Building	Without Roof Right (Rs. Per Sq. feet)	Institutional (Rs. Per Sq. Yards)	Constructed Building	Without Roof Right (Rs. Per Sq. feet)	Institutional (Rs. Per Sq. Yards)	Constructed Building	Without Roof Right (Rs. Per Sq. feet)
1	Sec-18, 32, 44	70000	Land Cost + 800/- Per Sq. Feet	70000	Land Cost + 800/- Per Sq. Feet	72000	Land Cost + 800/- Per Sq. Feet			
2	Institutional Plots/School Plots, Clubs, Hospitals etc. in Huda Sectors and Licensed Colonies	28000	Land Cost + 800/- Per Sq. Feet	28000	Land Cost + 800/- Per Sq. Feet	30000	Land Cost + 800/- Per Sq. Feet			
3	Institutional Plots/School Plots etc. in other area (except Sr No 1 & 2)	22000	Land Cost + 800/- Per Sq. Feet	22000	Land Cost + 800/- Per Sq. Feet	24000	Land Cost + 800/- Per Sq. Feet			
4	Institutional/School site in License Colony without Roof Right	NA	NA	4000	NA	4000	NA	NA		4000

Joint Sub Registrar
Gurugram

Sub Registrar
Gurugram

DR
Gurugram

Additional Deputy Commissioner
Gurugram

Deputy Commissioner-cum-
Registrar, Gurugram

RATE List of Tehsil Gurugram Proposed Rates for the Year 2022 (w.e.f

Sr. No.	Cost of Construction	Rates 2nd Half Rates for the Year of 2019-2020	Rates for the Year of 2021-2022	Proposed Rates for the Year of 2022
		(Rs. Per Sq. Feet)	(Rs. Per Sq. Feet)	(Rs. Per Sq. Feet)
1	Constructed Area in Licensed Colonies & Huda Sector	1300	1300	1300
2	Constructed Area in Rest of Tehsil Gurugram	700	700	700
3	Constructed Area in Industrial Area/Land	800	800	800
4	Constructed Area of Ware Houses	600	600	600

Sr. No.	Group Housing Co-operative Societies	Rates 2nd Half Rates for the Year of 2019-2020	Rates for the Year of 2021-2022	Proposed Rates for the Year of 2022
		(Rs. Per Sq. Feet)	(Rs. Per Sq. Feet)	(Rs. Per Sq. Feet)
1	Group Housing Co-operative Societies All	3600	3600	6000
2	Any Religious Place (Temple/Mosque/Church etc.)	11300 (Per Sq. Yards)	11300 (Per Sq. Yards)	11300 (Per Sq. Yards)

Joint Sub Registrar
Gurugram

Sub Registrar
Gurugram

SDO
Gurugram

DRD
Gurugram

Additional Deputy Commissioner
Gurugram

Deputy Commissioner-cum-Registrar,
Gurugram