

13	Hayatpur	AREA WITH IN RESI./COMME./INDUST./INSTI. ZONE'S MUSTIL NO 5// to 9//, 14// to 23//, 25// to 31//, 37// to 41//, 52//, 53// Salam. 32//2/2, 3/2, 4/2, 5/2.6 to 8/9/2, 10/1, 11 to 25, 33//1/1/2, 12/2, 13/2, 14 to 25, 34//1/6/2, 17/2, 18/2, 19/2.21 to 25, 35//25/2, 36//4, 5, 6/1, 6/2, 7, 14 to 16, 55//1.2, 8/2, 9 to 12, 18 to 21, 22//1, 22/2, 23, 24/1, 56//, 59// to 74// Salam	22000000	8500	15500	NA	NA	NA	NA	NA	320000000	8500	15500	NA	NA	NA	NA	
		Agriculture. Open Space. Public Utility as per Master Plan 2031	14300000	8500	15500	NA	NA	NA	NA	NA	160000000	8500	15500	NA	NA	NA	NA	
14	Kankrola	AREA WITH IN RESI./COMME./INDUST./INSTI. ZONE'S MUSTIL NO 1//13, 14, 16 to 19, 21 to 24, 5//21, 6//12 to 25, 7//24, 25, 9//1, 13//16 to 25, 14//2 to 25, 15// to 20// salam, 23//16, 17, 23 to 25, 25//1 to 10, 13 to 17, 25, 26//1, 10, 11, 20, 21, 27//23, 28//3 to 6, 29//1 to 18, 24, 25, 30//, 31//, 32//1 to 4, 8, 9, 13, 34//1, 19 to 22, 35//3, 4, 6 to 8, 11 to 20, 22 to 25, 36//15, 42//3 to 7, 14 to 16, 43//1 to 3, 7 to 24	20000000	15000	30000	NA	NA	NA	NA	NA	320000000	15000	30000	NA	NA	NA	NA	NA
15	Makrola	Agriculture. Open Space. Public Utility as per Master Plan 2031	13000000	15000	30000	NA	NA	NA	NA	NA	150000000	15000	30000	NA	NA	NA	NA	
16	Mewka	TOTAL AREA OUTSIDE R ZONE	7820000	5000	7000	NA	NA	NA	NA	NA	7820000	5000	7000	NA	NA	NA	NA	
17	Sadhra	All Mustil no are in with R Zone/Comm. Zone	20000000	9000	17500	NA	NA	NA	NA	NA	30000000	9000	17500	NA	NA	NA	NA	
		TOTAL AREA OUTSIDE R ZONE	8075000	9000	15000	NA	NA	NA	NA	NA	120000000	9000	15000	NA	NA	NA	NA	
18	Wazirpur	AREA WITH IN RESI./COMME./INDUST./INSTI. ZONE'S MUSTIL NO 18//11, 13, 14, 16 to 25, 19//24, 25, 27//24, 25/1, 28//6, 7, 12 to 20, 30//, 31//21, 32// to 39//, 40//14, 15/1, 16/2, 17 to 19, 21 to 22, 23/1, 23/2, 24, 25/1, 45//16, 17, 22 to 25, 46//4 to 9, 11 to 25, 47// to 69// Salam	22000000	10000	17500	NA	NA	NA	NA	NA	320000000	10000	17500	NA	NA	NA	NA	NA
		Agriculture. Open Space. Public Utility as per Master Plan 2031	14300000	10000	17500	NA	NA	NA	NA	NA	160000000	10000	17500	NA	NA	NA	NA	

Note :

- Any land for which change of land use (CLU) has been obtained the following rate will be applicable
- Residential Plotted Colony to Three times of Agriculture Collector rate.
- Residential Group Housing to Four times of Agriculture Collector rate.
- Commercial to Five times of Agriculture Collector rate.
- Ware House to Two Times of agriculture Collector Rates.
- Land falling on Gurugram Badli Road and Gurugram to Pataudi Road and Gurugram Farrukhnagar Road, the value of land will be 10% more upto depth of 2 Acres.
- Land falling on NH/NPR the value of land will be 25% more upto depth of 2 Acres.
- Land less then 1000 Sq. Yd. will be treated as residential for stamp duty collection.
- Plot which are two and three side open value will be 10% extra
- Land falling on Park facing value will be 10% extra
- Land falling on both P Plot and Park Facing value will be 15% extra

Abbreviation:- NH:- National Highway
STHW:- State Highway

Joint Sub-Registrar
Harsaru

Sub-Divisional Officer
West, Gurugram

District Revenue Officer
Gurugram

Additional Deputy Commissioner
Gurugram


Deputy Commissioner-cum-
Registrar Gurugram

RATE List of Sub Tehsil Harsaru District Gurugram for the Year 2022 (w.e.f.....)

Sr. No.	Cost of Construction	Rates for the Year of 2021-2022	Purposed Rates for the Year of 2022
		(Rs. Per Sq. Feet)	(Rs. Per Sq. Feet)
1	Constructed Area in Licensed Colonies & Huda Sector	1300	1300
2	Constructed Area in Rest of Sub-Tehsil Harsaru	700	700
3	Constructed Area in Industrial Area/Land	800	800
4	Constructed Area of Ware Houses	600	600

Sr. No.	Group Housing Co-operative Societies	Rates for the Year of 2021-2022	Purposed Rates for the Year of 2022
		(Rs. Per Sq. Feet)	(Rs. Per Sq. Feet)
1	Group Housing Co-operative Societies All Sectors	3600	3600
2	Any Religious Place (Temple/Mosque/Church etc.)	11300(Per Sq.Yard)	11300(Per Sq.Yard)


Joint Sub Registrar
Sub- Tehsil Harsaru



SDO (C) West
Gurugram


Additional Deputy Commissioner
Gurugram


Deputy Commissioner-cum-
Registrar, Gurugram

Rate List of Sub Tehsil Harsru District Gurugram for the Year 2021-2022 (w.e.f.....)			
Sr. No.	Multi Story Group Housing (Licensed) by developers/Independent Floors	Rates for the Year of 2021-2022	Purposed Rates for the Year of 2022
		(Rs. Per Sq. Feet)	(Rs. Per Sq. Feet)
1	Flats in Group Housing Societies In plots of Licensed Colonies in Sector 88, 88A, 89, 89A	3000	5500
2	Flats in Group Housing Societies In plots of Licensed Colonies in Sector 88B, 95, 95A, 95B, 94, 89B, 99A, 90, 91, 92, 93	2900	5500
3	Floor in License Colony / Huda Sector (in Sq. Feet)	4700	4800
4	Flats in New Town Heights, Garden City, Regal Garden	2900	5500
5	Floor in New Town Heights, Garden City, Regal Garden	5500	6200


Joint Sub Registrar
Sub- Tehsil Harsaru


SDO (C) West
Gurugram


Additional Deputy Commissioner
Gurugram



Deputy Commissioner-cum-
Registrar, Gurugram


Deputy Commissioner-cum-
Registrar, Gurugram

Rate List of Sub Tehsil Harsru District Gurugram for the Year 2021-2022 (w.e.f)

Sr. No.	Huda Sectors (SCO/SCF)	Rates for the Year of 2021-2022					Purposed Rates for the Year of 2022				
		Residential (Rs. Per Sy. Yards)	Commercial (Rs. Per Sq. Yards)	Commercial/Retail (Rs. Per Sq. Feet)	Office/IT Space Rs. Per Sq. Feet)	Residential (Rs. Per Sy. Yards)	Commercial (Rs. Per Sq. Yards)	Commercial/Retail (Rs. Per Sq. Feet)	Office/IT Space Rs. Per Sq. Feet)		
1	88, 88A, 89, 89A	26000	81000	3700	2500	32000	81000	3700	2500		
2	88B, 95, 95A, 95B, 94, 89B, 99A' 90' 91'92'93	25000	81000	3700	2500	32000	81000	3700	2500		
3	Other area in Harsaru Sub Tehsil	NA	NA	9000	6600	NA	NA	9000	6600		


Joint Sub Registrar
Sub- Tehsil Harsaru


SDO (C) West
Gurugram



Additional Deputy Commissioner
Gurugram


Deputy Commissioner-cum-
Registrar, Gurugram

Rate List of Sub Tehsil Harsaru District Gurugram for the Year 2021-2022 (w.e.f.....)

Sr. No.	Rates for the Year of 2021-2022		Purposed Rates for the Year of 2022	
	Commercial (Rs. Per Sq. Yards)	Constructed Building	Commercial (Rs. Per Sq. Yards)	Constructed Building
1	10000	Land Cost + 800/- Per Sq. Feet	10000	Land Cost + 800/- Per Sq. Feet
Rates for the Year of 2021-2022				
Sr. No.	Institutional (Rs. Per Sq. Yards)	Constructed Building	Without Roof Right (Rs. Per Sq. feet)	Without Roof Right (Rs. Per Sq. feet)
1	28000	Land Cost + 800/- Per Sq. Feet	NA	NA
2	22000	Land Cost + 800/- Per Sq. Feet	NA	NA
3	NA	NA	4000	4000


Joint Sub Registrar
 Sub- Tehsil Harsaru


SDO (C) West
 Gurugram


Additional Deputy Commissioner
 Gurugram


Deputy Commissioner-cum-Registrar
 Gurugram